



Micro Commercial Components

Micro Commercial Components
20736 Marilla Street Chatsworth
CA 91311
Phone: (818) 701-4933
Fax: (818) 701-4939

MMBT3904

Features

- Capable of 350mWatts of Power Dissipation and 200mA I_c.
- Operating and Storage Junction Temperatures: -55°C to 150°C
- Surface Mount SOT-23 Package
- Case Material: Molded Plastic. UL Flammability Classification Rating 94-0 and MSL Rating 1
- Marking: 1AM

NPN General Purpose Amplifier

Electrical Characteristics @ 25°C Unless Otherwise Specified

Symbol	Parameter	Min	Max	Units
OFF CHARACTERISTICS				
V _{(BR)CEO}	Collector-Emitter Breakdown Voltage* (I _C =1.0mA _{dc} , I _B =0)	40		Vdc
V _{(BR)CBO}	Collector-Base Breakdown Voltage (I _C =10μA _{dc} , I _E =0)	60		Vdc
V _{(BR)EBO}	Emitter-Base Breakdown Voltage (I _E =10μA _{dc} , I _C =0)	6.0		Vdc
I _{CBO}	Collector Cutoff Current (V _{CB} =30Vdc, V _{BE} =3.0Vdc)		50	nA _{dc}
I _{CEX}	Collector Cutoff Current (V _{CE} =30Vdc, V _{BE} =3.0Vdc)		50	nA _{dc}

ON CHARACTERISTICS

h _{FE}	DC Current Gain* (I _C =0.1mA _{dc} , V _{CE} =1.0Vdc) (I _C =1.0mA _{dc} , V _{CE} =1.0Vdc) (I _C =10mA _{dc} , V _{CE} =1.0Vdc) (I _C =50mA _{dc} , V _{CE} =1.0Vdc) (I _C =100mA _{dc} , V _{CE} =1.0Vdc)	40 70 100 60 30	300	
V _{CE(sat)}	Collector-Emitter Saturation Voltage (I _C =10mA _{dc} , I _B =1.0mA _{dc}) (I _C =50mA _{dc} , I _B =5.0mA _{dc})		0.2 0.3	Vdc
V _{BE(sat)}	Base-Emitter Saturation Voltage (I _C =10mA _{dc} , I _B =1.0mA _{dc}) (I _C =50mA _{dc} , I _B =5.0mA _{dc})	0.65	0.85 0.95	Vdc

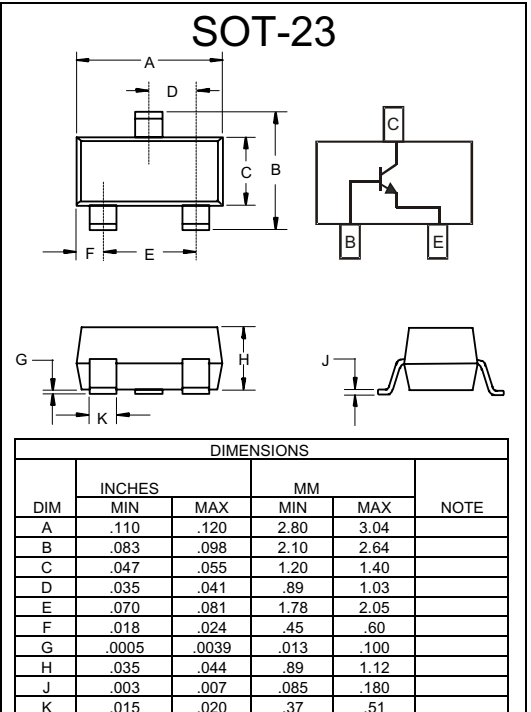
SMALL-SIGNAL CHARACTERISTICS

f _T	Current Gain-Bandwidth Product (I _C =10mA _{dc} , V _{CE} =20Vdc, f=100MHz)	300		MHz
C _{obo}	Output Capacitance (V _{CB} =5.0Vdc, I _E =0, f=1.0MHz)		4.0	pF
C _{ibo}	Input Capacitance (V _{BE} =0.5Vdc, I _C =0, f=1.0MHz)		8.0	pF
NF	Noise Figure (I _C =100μA _{dc} , V _{CE} =5.0Vdc, R _S =1.0kΩ f=10Hz to 15.7kHz)		5.0	dB

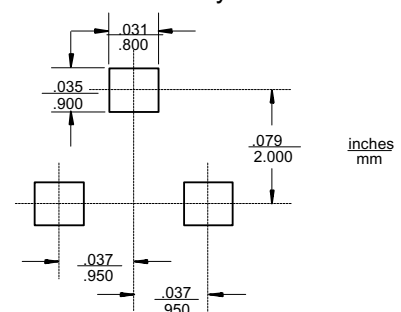
SWITCHING CHARACTERISTICS

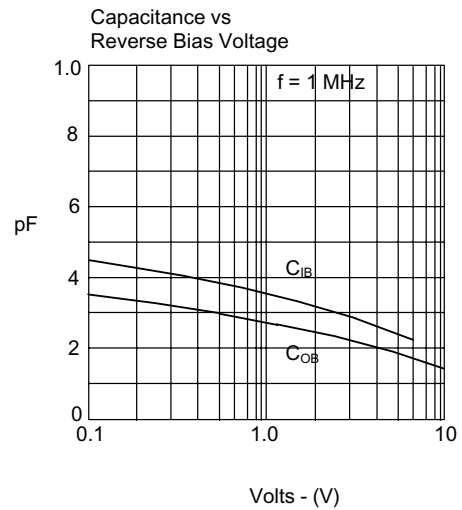
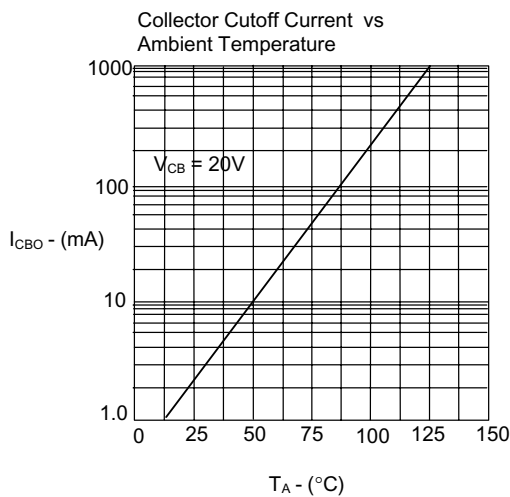
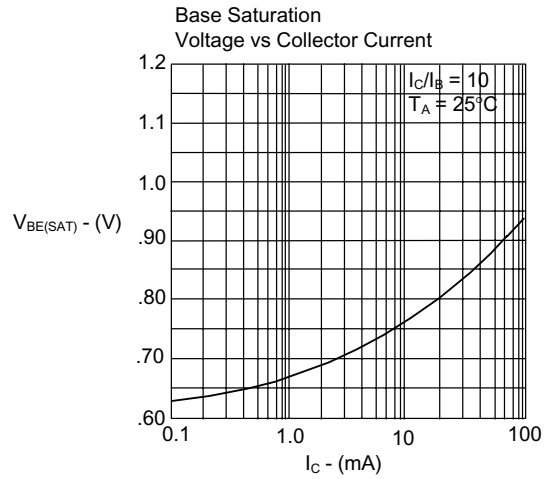
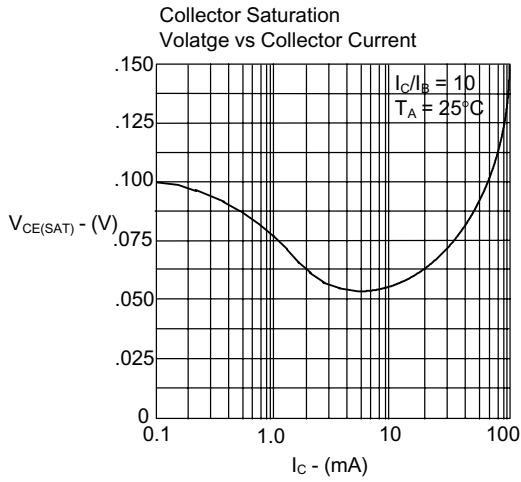
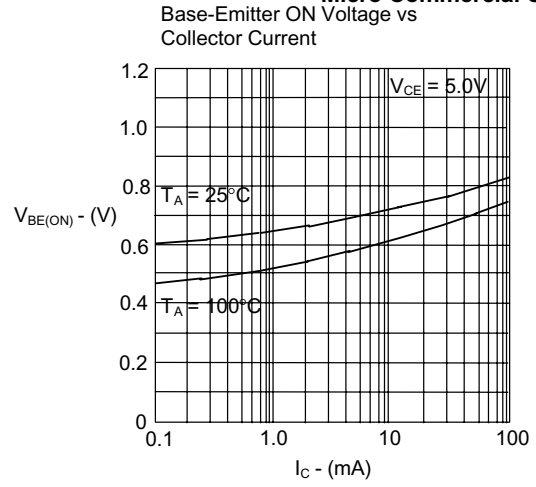
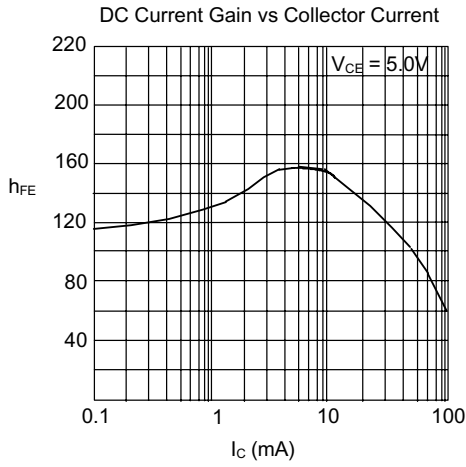
t _d	Delay Time	(V _{CC} =3.0Vdc, V _{BE} =0.5Vdc)	35	ns
t _r	Rise Time	(I _C =10mA _{dc} , I _{B1} =1.0mA _{dc})	35	ns
t _s	Storage Time	(V _{CC} =3.0Vdc, I _C =10mA _{dc})	200	ns
t _f	Fall Time	(I _{B1} =I _{B2} =1.0mA _{dc})	50	ns

*Pulse Width ≤ 300μs, Duty Cycle ≤ 2.0%



Suggested Solder Pad Layout

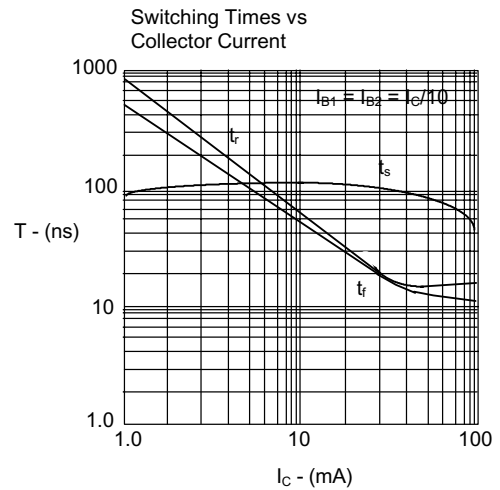
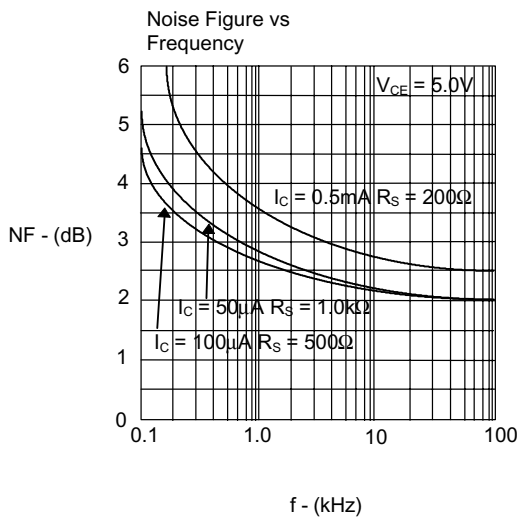
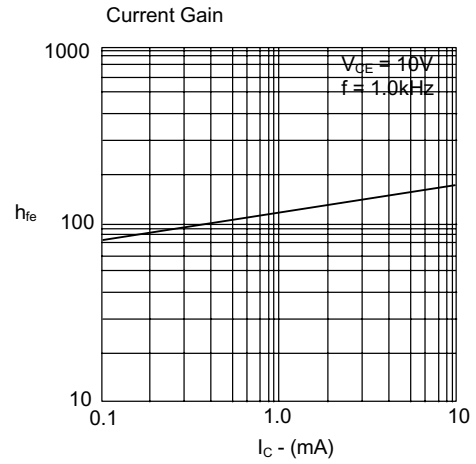
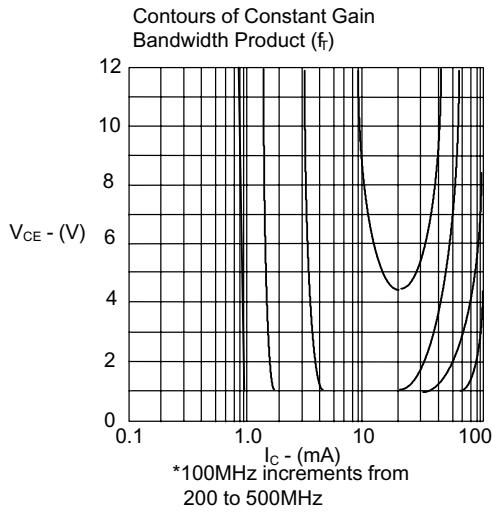
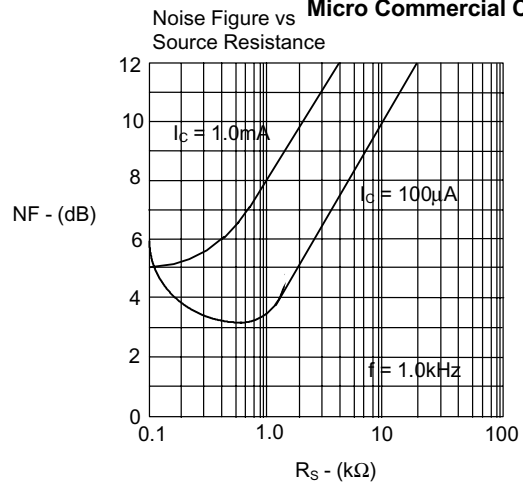
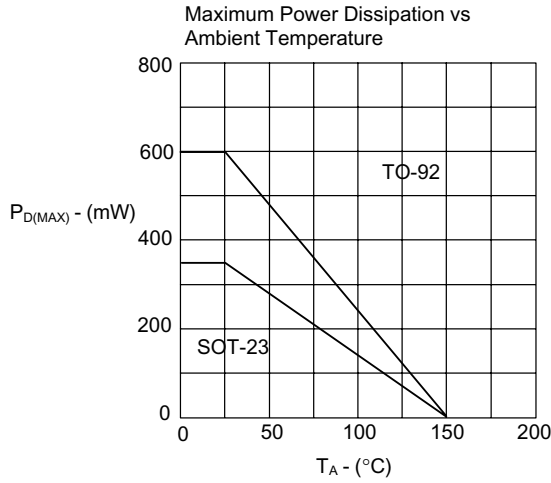




MMBT3904

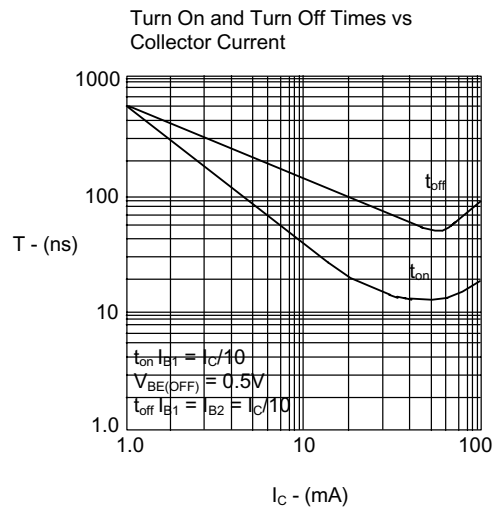
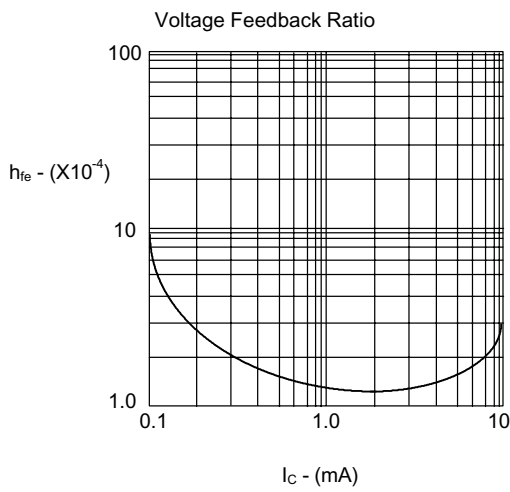
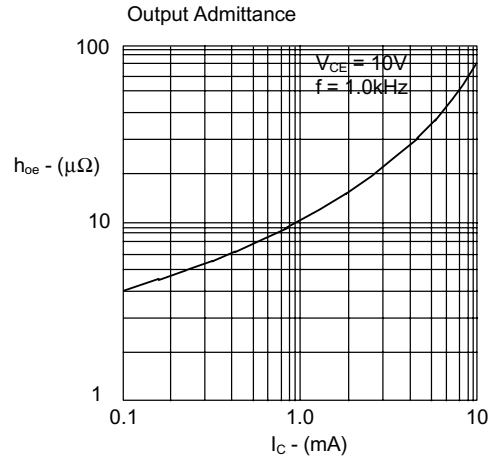
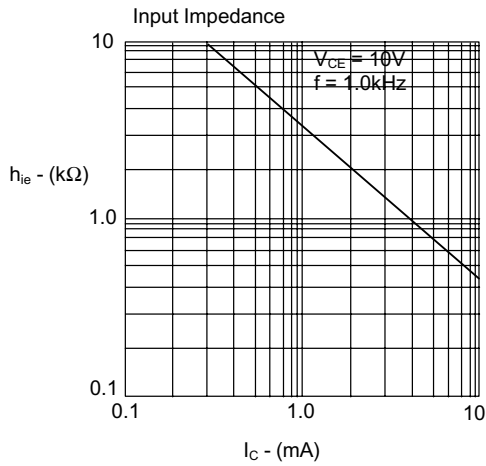


Micro Commercial Components



www.mccsemi.com

MMBT3904





Micro Commercial Components

Ordering Information

Device	Packing
(Part Number)-TP	Tape&Reel;3Kpcs/Reel

IMPORTANT NOTICE

Micro Commercial Components Corp. reserves the right to make changes without further notice to any product herein to make corrections, modifications, enhancements, improvements, or other changes. *Micro Commercial Components Corp.* does not assume any liability arising out of the application or use of any product described herein; neither does it convey any license under its patent rights, nor the rights of others. The user of products in such applications shall assume all risks of such use and will agree to hold *Micro Commercial Components Corp.* and all the companies whose products are represented on our website, harmless against all damages.

APPLICATIONS DISCLAIMER

Products offer by *Micro Commercial Components Corp.* are not intended for use in Medical, Aerospace or Military Applications.